






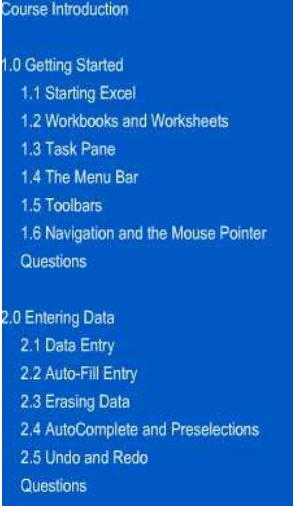



Dell Learning System – Access for Full and Part-time Staff Members

The Dell Learning System offers over 150 tutorials to full and part-time Georgian College students and staff. Access knowledge and skill-based course content online. Need help? Chat with a live person by clicking on “Live Expert” - type your question and wait for a response.

To access Dell content:

<p>1. Visit: http://dls.georgianc.on.ca .</p>	
<p>2. Log into Dell using your Georgian login and password.</p>	
<p>3. For the first time login only, you will need to register for your course material. Click on “Use Registration Codes.” Enter CLASS- LUB-PTC-WSJ into the field space provided and press Enter. (This is case sensitive.)</p> <p>You may have to refresh your screen now.</p>	
<p>4. Select a course title and level from the left side of your screen.</p>	

<p>5. You have access to curriculum content topics, course outlines, study guide and in some cases, exercises and exams, Click on Course Outlines and make a selection from the list of topics. Note the link <i>Live Expert</i> where you may ask content questions using a live chat line.</p>	
<p>6. Choose only those parts of the content that you want to learn or need to know and ignore the less important sections.</p>	
<p>7. Don't forget to logout at the end of your session.</p>	

Contact Dell *Live Expert* for assistance with curriculum content questions or Wanda Moosang at wmoosang@georgianc.on.ca for more information about Dell @ Georgian.